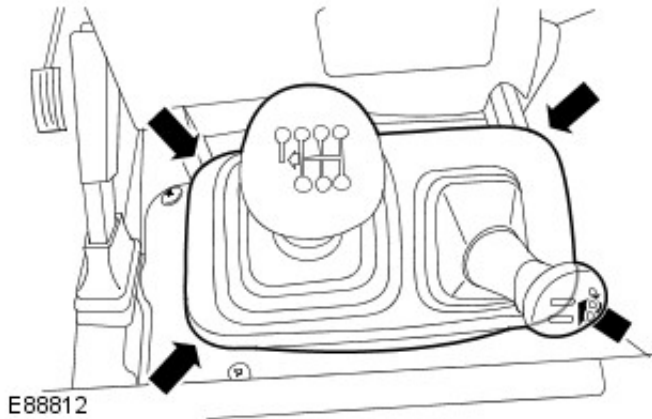


6. **NOTE:** Do not detach the gaiter from the selector knobs.

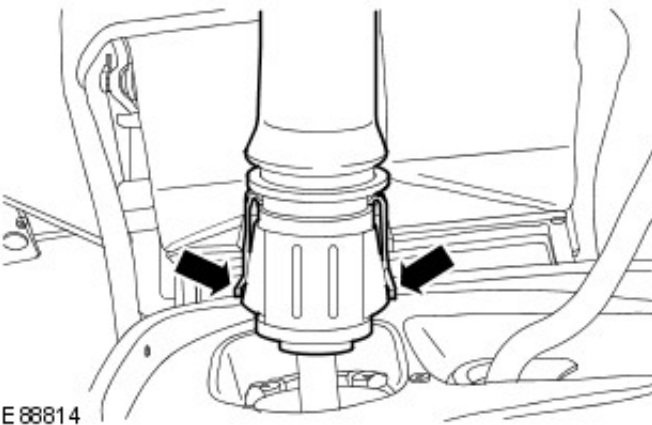
Detach the gaiter from the transmission cover panel.



7. **WARNING:** The gearshift lever knob will be released suddenly, keep face clear during removal. Failure to follow this instruction may result in personal injury.

Release the gearshift lever knob.

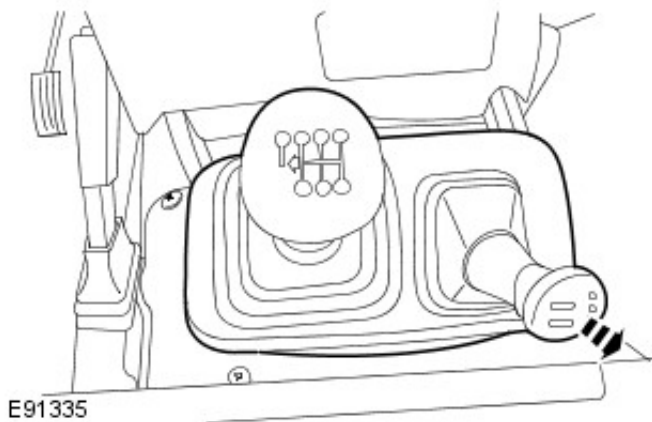
- Release the 2 clips.



8. **WARNING:** The high/low range lever knob will be released suddenly, keep face clear during removal. Failure to follow this instruction may result in personal injury.

Remove the gaiter and selector levers.

- Detach the high/low range selector lever.



9. Remove the transmission cover panel.
- Remove the 11 screws.