


Fuel Charging and Controls - ID4 2.2L Diesel - Throttle Body

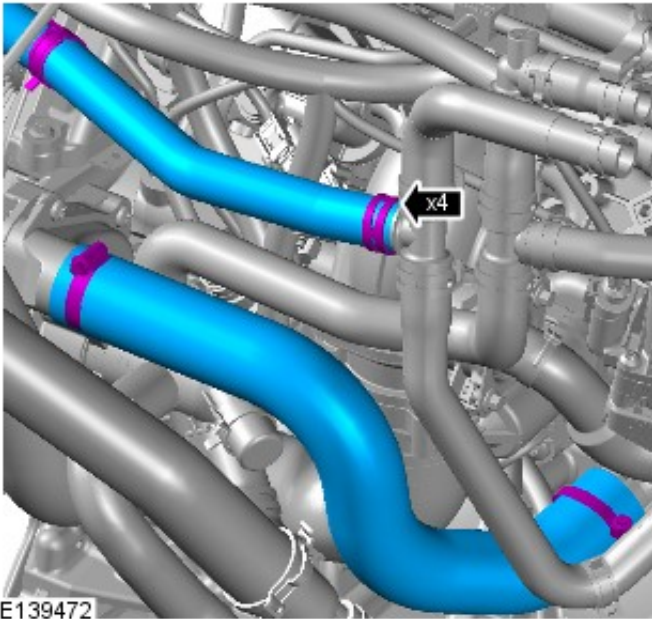
Removal and Installation

Removal

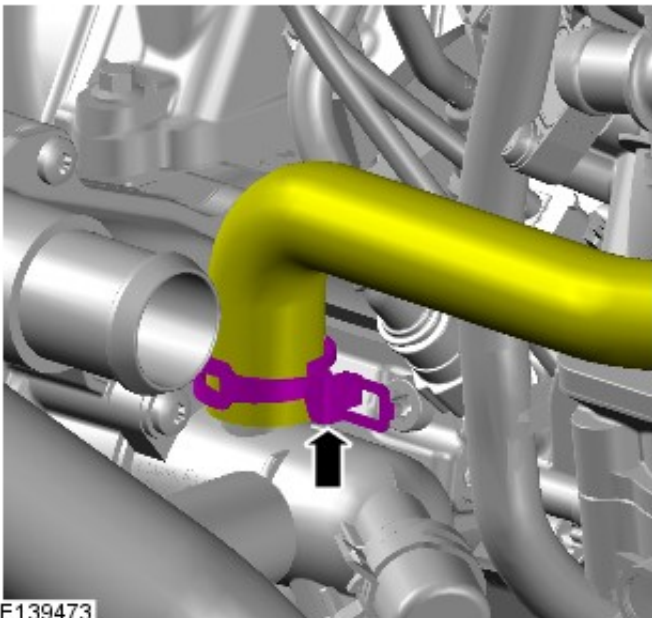
NOTE: Removal steps in this procedure may contain installation details.

1. For additional information, refer to: [Battery Disconnect and Connect](#) (414-01 Battery, Mounting and Cables, General Procedures).
2. For additional information, refer to: [Cooling System Draining, Filling and Bleeding](#) (303-03 Engine Cooling - ID4 2.2L Diesel, General Procedures).

3.  CAUTION: Make sure that all openings are sealed. Use new blanking caps.



4.



5. Torque: 3Nm