




Tyre pressure monitoring system (TPMS)

TYRE PRESSURE MONITORING SYSTEM

 TPMS provides a low pressure warning and does not re-inflate your tyres. Tyre pressures should be checked regularly, using an accurate pressure gauge when cold.

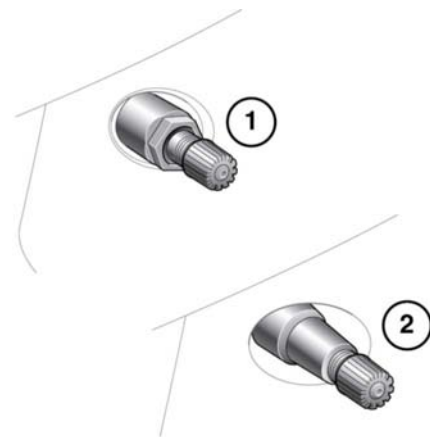
 TPMS can NOT register damage to a tyre. Regularly check the condition of your tyres, especially if the vehicle is driven off-road.

 When inflating tyres, care should be taken to avoid bending or damaging the TPMS valves. Always confirm correct alignment of the inflation head to the valve stem.

Note: Non-approved accessories may interfere with the system. If this occurs, **TYRE PRESSURE MONITORING FAULT** is displayed in the Message centre.

Note: Different types of tyre may affect TPMS performance. Always replace tyres in accordance with recommendations.

TPMS constantly monitors the tyre pressure in each wheel, including the full size spare. Temporary-use spare tyres (when fitted) are not monitored.



E132513

Wheels fitted with TPMS can be visually identified by the external metal lock nut and valve (1). All Land Rover non-TPMS wheels have a rubber valve fitted (2).

Tyre pressures should be checked regularly when cold, and adjusted as necessary. The presence of TPMS does not remove the need to do this to make sure of vehicle safety.

The tyre pressure warning lamp (see **45, TYRE PRESSURE MONITORING SYSTEM (YELLOW)**) illuminates when one or more of the tyres are significantly under-inflated. Stop and check the tyres as soon as possible and inflate them to the recommended pressure for the vehicle's loading condition.

TPMS also monitors the full size spare tyre pressure. If the pressure for the spare tyre is incorrect, the message **CHECK SPARE TYRE PRESSURE** is displayed, accompanied by illumination of the warning lamp.