

PUBLISHED: 11-MAY-2011
2010.0 DISCOVERY 4 / LR4 , 414-02B

GENERATOR AND REGULATOR - TDV6 3.0L DIESEL

GENERATOR (G1241200)

REMOVAL AND INSTALLATION

| | | | | | |
|----------|----------------------|------------------|------|--------------|---|
| 86.10.02 | GENERATOR - RENEW | 3000 CC, TDV6 | 1.30 | USED WITHINS | + |
|----------|----------------------|------------------|------|--------------|---|

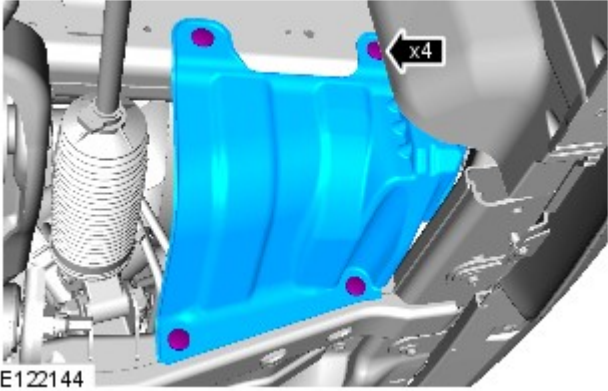
REMOVAL

1. Disconnect the battery ground cable.
Refer to: [Specifications](#) (414-00 Battery and Charging System - General Information, Specifications).

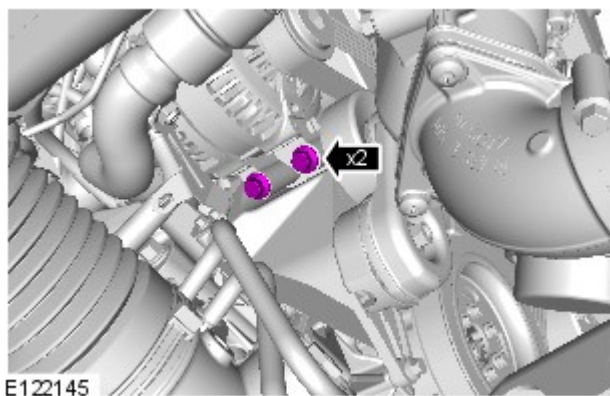
2.

WARNING:
Make sure to support the vehicle with axle stands.

Raise and support the vehicle.

3. 

4.



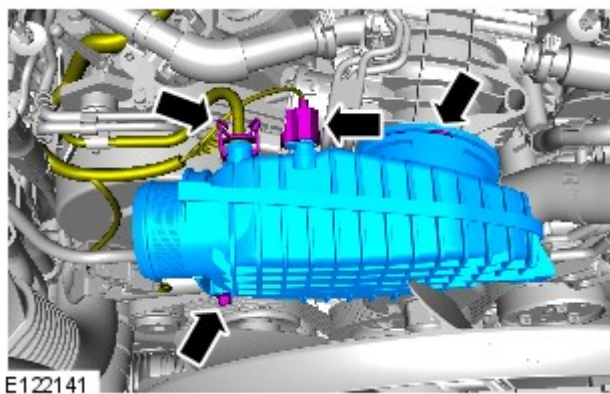
Torque: 47Nm

5. Lower the vehicle.

6. Refer to: [Engine Cover - TDV6 3.0L Diesel](#) (501-05 Interior Trim and Ornamentation, Removal and Installation).

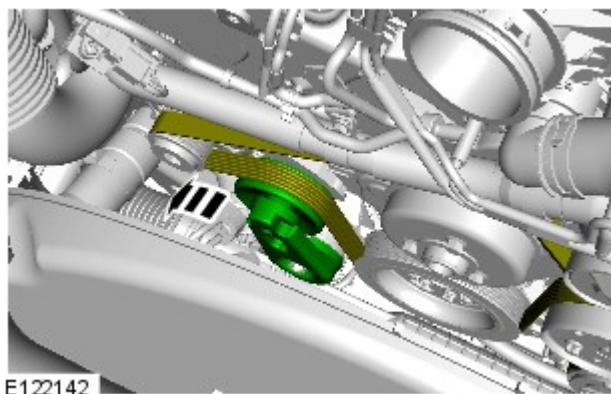
7. Refer to: [Cooling Fan](#) (303-03B Engine Cooling - TDV6 3.0L Diesel, Removal and Installation).

8.




Torque: 10Nm

9.



E122142

10.



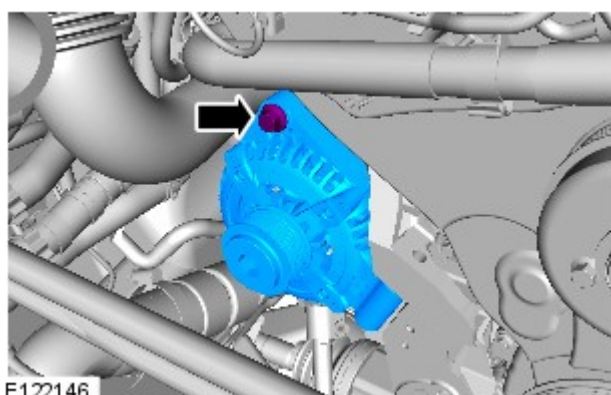
E122143

Torque: 47Nm

11.

CAUTION:

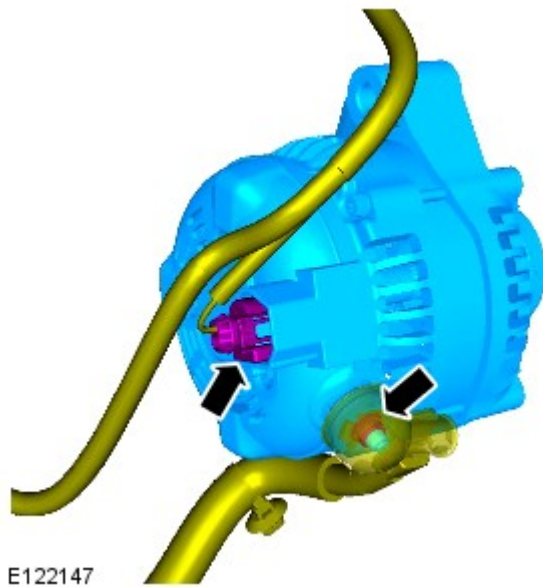
Take extra care not to damage the wiring harnesses.



E122146

Torque: 47Nm

12.



Torque: 12Nm

INSTALLATION

1. To install, reverse the removal procedure.

bWfvbGxhbmQYWE7MjAyMDxMC0wMlQxMDoyMTc0My4wMTIaOzc5LjExMy4yMTQxMjIwOw==