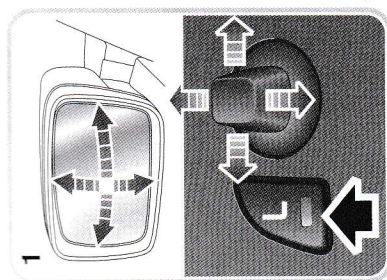


ELECTRIC EXTERIOR MIRRORS



LAN1163

Adjusting and folding

1. Left mirror adjustment.
2. Right mirror adjustment.

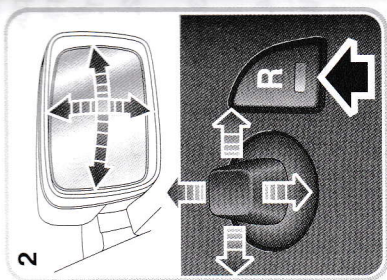

Adjusting

1. Press the left or right mirror button as required. The green tell-tale light will illuminate in the button to indicate that it has been selected.
2. Move the toggle switch to adjust the mirror as required.

Mirror dip when reversing (memory seats only)

When reverse gear is selected the driver and passenger door mirrors are automatically adjusted to provide an improved viewing angle for reversing.

The exact dipped position can be adjusted when the mirrors are dipped. The next time reverse is selected, the newly adjusted position will be selected.




When the gear selector is moved out of reverse, the mirrors will return to their previous position.

Note: If the vehicle speed exceeds 7 km/h (4 mph) in reverse the mirrors will return to their normal driving position for enhanced visibility.

The automatic mirror dip feature can be enabled or disabled by your Land Rover Dealer/Authorised repairer.



ELECTRIC EXTERIOR MIRRORS WITH POWERFOLD



LAN1164

Folding

To fold the mirrors back press both left and right buttons at the same time. To unfold the mirrors, press both left and right buttons again.

Note: If the mirrors are folded manually, or knocked into the folded position accidentally, the mirror head will be loose. To re-engage the mechanism, fold, then unfold the mirrors using the switches.

The system is protected by a thermal cut-out which will temporarily disable the powerfold feature if the switches are operated repeatedly. If the cut-out operates when the mirrors are folded, they can be unfolded manually.

Powerfold will only operate if the vehicle is stationary, or travelling at 20 km/h (12 mph) or less.

Automatic folding



The mirrors can be configured by your Land Rover Dealer/Authorised repairer to automatically fold when the vehicle is locked, and unfold when it is unlocked.

Note: If the mirrors were folded using the switches, they will not unfold when the vehicle is unlocked.