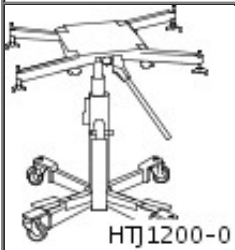
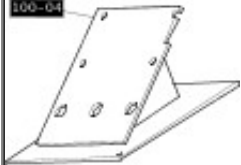


Transfer Case - 2.4L Duratorq-TDCi HPCR (103kW/140PS) - Puma - Transfer Case

Removal

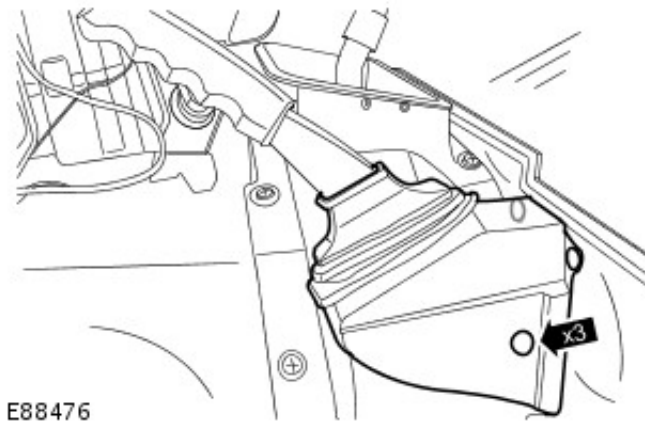
Special Tool(s)	
 HTJ1200-0	Power train Assembly Jack HTJ1200-02
 100-04	Transfer Case Support 100-045

E90632

Removal

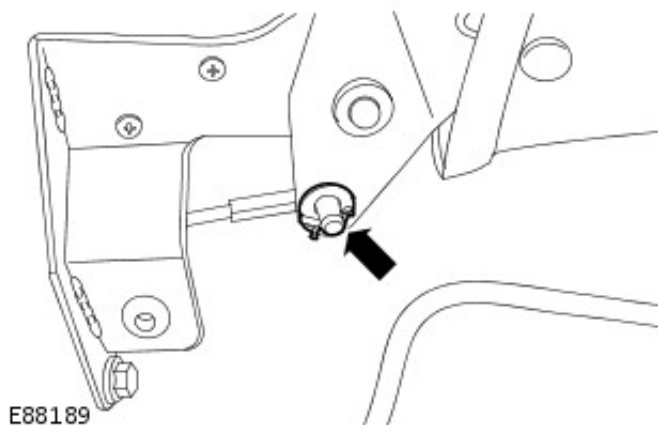
1. Release the parking brake lever gaiter.


- Release the 3 clips.



2. Remove the parking brake lever clevis pin.

- Remove the pin.



3.  **WARNING:** Do not work on or under a vehicle supported only by a jack. Always support the vehicle on safety stands.

Raise and support the vehicle.

4. Release the intermediate pipe from the catalytic converter.