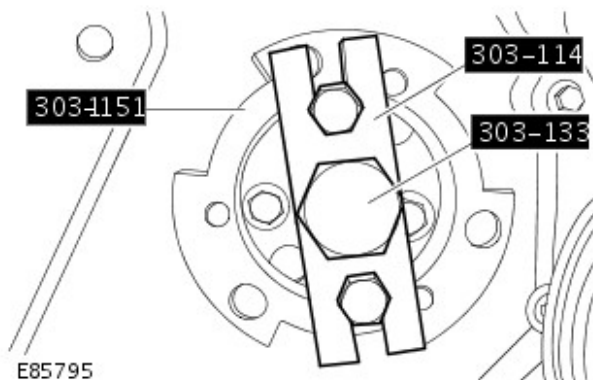
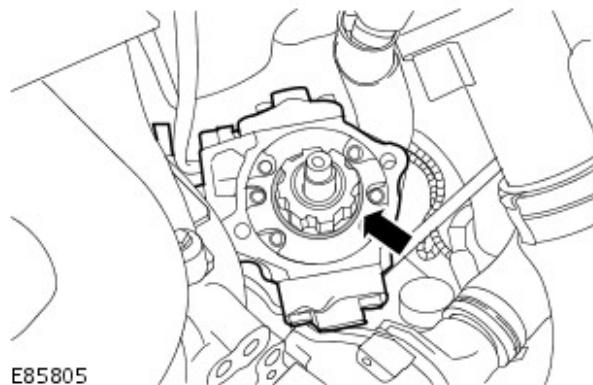


• Using the special tool, release the fuel injection pump.



19. Remove the fuel injection pump.

- Remove and discard the O-ring seal.



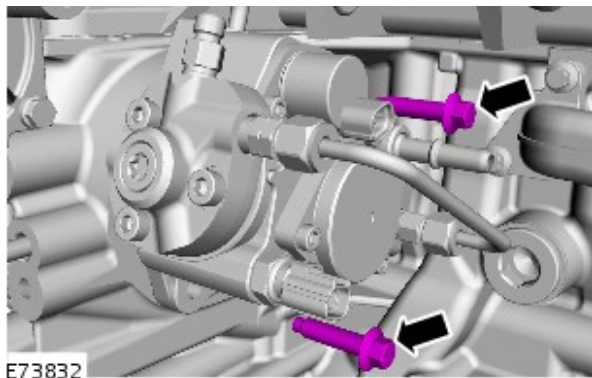
Installation

1. Install the fuel injection pump.

- Clean the component mating faces.
- Install a new O-ring seal.
- Install the fuel injection pump bolts.

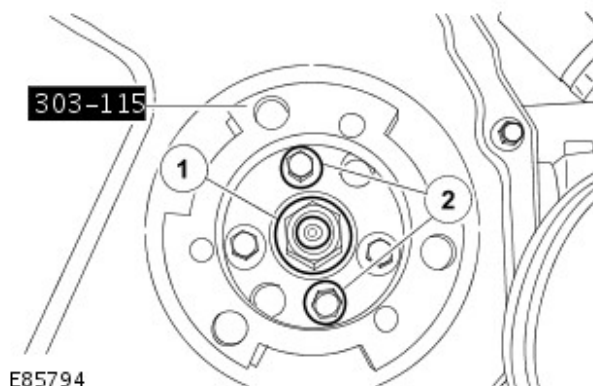
2. Secure the fuel injection pump.

- Tighten the bolts to 23 Nm (17 lb.ft).



3. Secure the fuel injection pump drive gear.

1. Tighten the nut to 64 Nm (47 lb.ft).
2. Tighten the bolts to 33 Nm (24 lb.ft).



4. Remove the special tools.