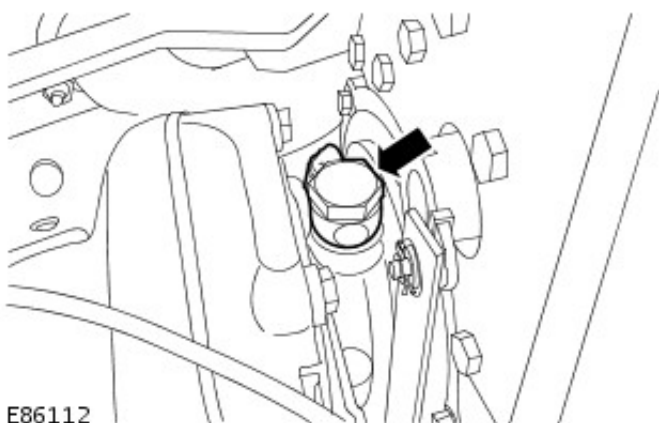


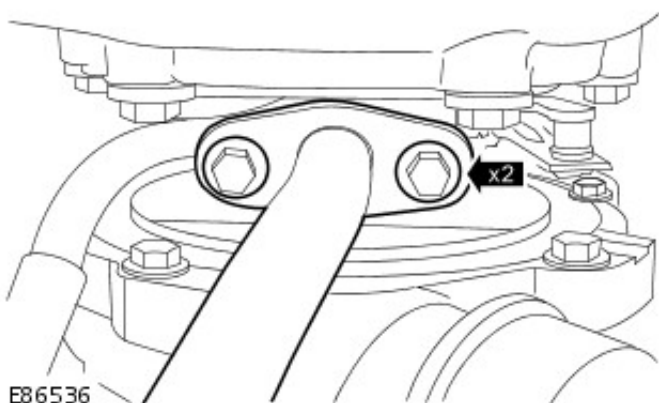
- Remove the bolt.




**11.**  **CAUTION:** Make sure that all openings are sealed. Use new blanking caps.

Disconnect the turbocharger oil supply pipe.

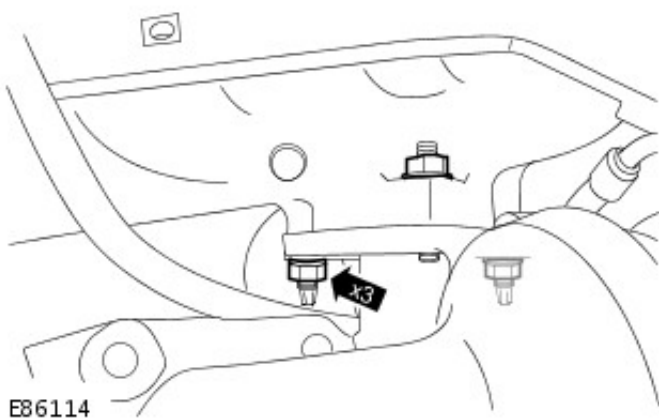
- Remove the banjo bolt.
- Remove and discard the sealing washers.



**12.**  **CAUTION:** Make sure that all openings are sealed. Use new blanking caps.

Release the turbocharger oil return tube.

- Remove the 2 bolts.
- Remove and discard the gasket.



**13.** Remove and discard the 3 turbocharger nuts.

